








Materiale til 'klar til at knække læsekoden, 10 faglige forløb der får alle med.'
 Kapitel 12, 'forløbet om forlyde' Dagbog i vinterferien

Vinterferiedagbog




Navn



www.jensmolzen.dk

Illustrationer: Ivan Poulsen. Foto: Jens Molzen





Kære Forældre.

Her er en dagbog, hvor jeres barn hver dag skal skrive 1–2 sætninger om, hvad de har lavet hver dag i vinterferien. Husk at det ikke skal tage mere end max 10 minutter og at det skal være hyggeligt.

De skal sige hvert ord langsomt, lytte efter bogstavlydene de kan høre, skrive bogstaverne og huske at bruge mellemrumsfingeren mellem hvert ord.

Hvis I tror det er svært for mig at læse et ord, så skriv lige det rigtige ord med småt nedenunder ordet.

Børnene kan tegne i firkanten, eller I kan sætte et billede ind. Bogen afleveres mandagen efter vinterferien.

Jeg læser alle bøgerne og snakker med dem om, hvad de har skrevet.

Hvis I ikke når det en dag, så skriver I forældre at I ikke nåede det og siger at det er OK til jeres barn.

Grunden til at de skal skrive dagbog og læse bøger i vinterferien er, at de t er vigtigt at der ikke kommer en pause på 10 dage. Og så skal de syntes de er gode og være stolte når de aflevere den til mig.

Mange venlige hilsner

Jeg vil skrive at jeg har leget med Hans i SFO, og at vi legede med biler.




Jeg vil skrive at jeg kælkede og byggede snemand med en gulerod som næse.






Lørdag


Husk mellemrum mellem ordene.



Husk at holde rigtigt på blyanten.




Four sets of handwriting practice lines, each consisting of a solid top line, a dashed middle line, and a solid bottom line.







søndag


Husk mellemrum mellem ordene.



Husk at holde rigtigt på blyanten.




Four sets of horizontal writing lines for a diary entry. Each set consists of a solid top line, a dashed middle line, and a solid bottom line. A red pencil icon is positioned to the left of each set, pointing towards the top line.






Mandag


Husk mellemrum mellem ordene.



Husk at holde rigtigt på blyanten.




Four sets of handwriting lines for practice, each consisting of a solid top line, a dashed middle line, and a solid bottom line. Each set is preceded by a pencil icon pointing to the top line.






Tirsdag


Husk mellemrum mellem ordene.



Husk at holde rigtigt på blyanten.




Four sets of handwriting practice lines, each consisting of a solid top line, a dashed middle line, and a solid bottom line.






Onsdag


Husk mellemrum mellem ordene.



Husk at holde rigtigt på blyanten.




Four sets of horizontal writing lines for a diary entry. Each set consists of a solid top line, a dashed middle line, and a solid bottom line. A pencil icon is positioned to the left of each set, pointing towards the lines.






Torsdag


Husk mellemrum mellem ordene.



Husk at holde rigtigt på blyanten.




Four sets of horizontal writing lines for a diary entry. Each set consists of a solid top line, a dashed middle line, and a solid bottom line. A pencil icon is positioned to the left of each set, pointing to the top line.






Fredag


Husk mellemrum mellem ordene.



Husk at holde rigtigt på blyanten.




Four sets of horizontal writing lines, each consisting of a solid top line, a dashed middle line, and a solid bottom line, for practicing handwriting.







Lørdag


Husk mellemrum mellem ordene.



Husk at holde rigtigt på blyanten.




Four sets of horizontal writing lines, each consisting of a solid top line, a dashed middle line, and a solid bottom line.






Søndag


Husk mellemrum mellem ordene.




Husk at holde rigtigt på blyanten.



Four sets of handwriting lines, each consisting of a solid top line, a dashed middle line, and a solid bottom line. Each set is preceded by a pencil icon pointing to the top line.





*Se hvad jeg har skrevet.
Jeg har sagt ordene*

llllaaaannngsssssoooooommmmt

HØJT og **TYDELIGT**

Og brugt mellem ordene.

